

SHOW RULES

1. Entries should be made on the form provided at the end of this schedule, or at www.hshs.ie (click on show brochure in the menu) A separate entry form is to be used by each entrant. Entries should be mailed to, or telephoned to, or sent by e-mail to:

Ann Campbell, 34 Thormanby Lawns, Howth Telephone: 8394578; Email: anncampbell@clonbrick.com OR

Rose Sevastopulo, 21 Evora Park, Howth. Telephone: 8324598; Email: rose.sevastopulo@gmail.com

Entries close on **Thursday 14 April.**

2. Exhibitors are restricted to **1** entry per class. Two or more persons may not exhibit separately in the same class plant material from the same garden or plant house. Two or more exhibitors from the same household may exhibit in the Cookery, Crafts and Junior Sections.

3. **Exhibits may be brought to the school and staged between 5.30 and 8.00 pm** on Friday or between **8.30 and 11.00 am** on Saturday. **Exhibitors must leave the hall by 11.00 am.**

4. **Judging** will commence at **11.30 am.**

5. Maximum size of pots is the maximum external diameter.

6. The term 'distinct' refers to distinct species, varieties, forms or cultivars.

7. The Committee reserves the right to remove from display exhibits considered to be sub-standard. The Committee will not be held liable for loss of, or damage to, exhibits.

8. The Judges' decision is final. Judges are empowered to withhold awards if the standard of exhibits in any section is not satisfactory.

9. Horticultural Exhibits should be named, where possible, with the name of the plant (species, cultivar, etc.). Labels should be written in capital letters and should be oriented horizontally. Exhibitors may obtain white card labels at the door. Between exhibits of equal merit in the horticultural classes, **clear correct naming** shall be the deciding factor.

10. Where cups are awarded for aggregate points, each first prize will count three points; each second, two points; and each third, one point. In the event of a tie, the exhibitor with the greater number of first prizes will be declared the winner.

11. Exhibits and class cards should not be removed by exhibitors until the show is over. Class prizes will be determined from class points lists.

VASES

Vases will be available at the show.

PRIZES & ENTRY FEES

Prizes will be awarded only in the Junior section. There is no entry fee in any class.

Class













ALPINES, CACTI and SUCCULENTS

- 1 **SAXIFRAGE** in pot/pan, not to exceed 32 cm external diameter
- 2 **HARDY ROCK GARDEN PLANTS**, 3 distinct, in pots or pans, not to exceed 25cm external diameter
- 3 **HARDY ROCK GARDEN PLANT**, in flower, in pot or pan
- 4 **DWARF CONIFER**, 1 plant in pot or pan
- 5 **HARDY ROCK GARDEN BULBOUS PLANT**, 1 plant in flower, in pot or pan
- 6 **A BOWL OF CUT FLOWERS OF ROCK PLANTS INCLUDING DWARF SHRUBS** (not to exceed 35 cm in width and 25 cm in height)
- 7 **SEMPERVIVUM**, 1 plant in pot or pan
- 8 **HARDY ROCK GARDEN PLANTS**, 3 distinct, in pots or pans for foliage and group effect
- 9 **CACTI**, 3 distinct, in pots not to exceed 20 cm external diameter
- 10 **CACTI**, 3 distinct, in pots not to exceed 10 cm external diameter
- 11 **SUCCULENTS** other than Cactus, 3 distinct, in pots not to exceed 10 cm external diameter
- 12 **SUCCULENTS** other than Cactus, 3 distinct, in pots not to exceed 20 cm external diameter
- 13 **CACTUS**, 1 plant in pot or pan
- 14 **SUCCULENT**, 1 plant in pot or pan
- 15 **CACTI AND/OR SUCCULENTS**, miniature garden in pot or pan not to exceed 35cm diameter

FLOWERS AND POT PLANTS

- 18 **POLYANTHUS**, 2 vases distinct, 5 stems of one shade in each vase, with own foliage
- 19 **POLYANTHUS**, vase of 5 stems, may be mixed, with own foliage
- 20 **POLYANTHUS**, single stem, any colour, with own foliage
- 21 **PRIMULA**, Polyanthus or Primrose, 2 distinct, in separate pots or pans
- 22 **PRIMULA** (excluding Polyanthus or Primrose), in pot or pan, 1 pot
- 24 **PRIMULA**, any other, e.g. Candelabra, Jack-in-the-green, Garryarde, 5 stems
- 25 **PRIMROSE**, single, vase of 5 stems, may be mixed, with own foliage
- 26 **PRIMROSE**, double, vase of 5 stems, may be mixed, with own foliage
- 27 **AURICULA**, one distinct in pot or pan
- 28 **PANSIES**, 5 stems, may be mixed
- 29 **HARDY CUT FLOWERS**, grown in the open, excluding shrubs, one vase of any one kind not otherwise provided for.
- 30 **ANEMONES**, vase of 5 blooms, may be mixed
- 31 **ANY POT PLANT IN BLOOM** (excluding Auricula, Azalea, Cyclamen, Orchids, Primula, Rhododendron), 1 plant
- 32 **ANY FOLIAGE POT PLANT** (not necessarily in bloom),
- 33 **CYCLAMEN**, 1 pot
- 34 **RHODODENDRON** or **AZALEA**, vase of 1 spray
- 35 **HELLEBORES**, may be mixed, displayed in bowl, maximum 7 flowers
- 36 **CAMELLIA**, vase of 1 spray
- 37 **HARDY SHRUB FLOWERS** (excluding Rhododendron, Azalea and Camellia), vase of any one species, with not more than 3 sprays
- 38 **ORCHID**, in bloom, 1 pot
- 39 **CREATE A GARDEN IN A CONTAINER**, maximum size 40 cm x 40 cm

CLASSIFICATION OF NARCISSUS

- Division 1. Trumpet:** Trumpet or corona as long or longer than perianth segments (petals), one flower to a stem 
- Division 2. Large-cupped:** Cup or corona more than one third of but less than equal to the length of the perianth segments (petals), one flower to a stem 
- Division 3. Small-cupped:** Cup or corona not more than one third of but less than equal to the length of the perianth segments (petals) 
- Division 4. Double:** One or more flowers to a stem; with doubling of the perianth segments (petals), or corona (cup), or both 
- Division 5. Triandrus hybrids:** Two or more pendent flowers to a stem; perianth segments (petals) reflexed 
- Division 6. Cyclamineus hybrids:** One flower to a stem; perianth segments (petals) significantly reflexed; flower at an acute angle to the stem, with a very short pedicel (neck) 
- Division 7. Jonquilla hybrids:** One to five (rarely eight) flower to a stem; perianth segments (petals) spreading or reflexed; corona cup-shaped, funnel-shaped or flared, usually wider than long; flowers usually fragrant 
- Division 8. Tazetta hybrids:** Three to twenty flowers to a stout stem; perianth segments (petals) spreading, not reflexed; flowers usually fragrant 
- Division 9. Poeticus hybrids:** Usually one flower to a stem; perianth segments pure white; corona very short or disc-shaped; flowers usually fragrant 
- Division 10. Bulbocodium hybrids:** Usually one flower to a stem; perianth segments (petals) insignificant compared with dominant corona 
- Division 11. Split-corona:** Corona split, usually for more than half its length 
- Division 12. Other daffodils of garden origin:** Daffodils which do not fit the definition of any other division 
- Division 13. Daffodils distinguished solely by botanical name:**
Wild species daffodils

The division in which a named cultivar is placed can be established by reference to Daffseek (<http://www.daffseek.org>)

NARCISSUS

- 40 **NARCISSUS**, Dwarf (not exceeding 20 cm in height), one variety, bulbs in pot not to exceed 20 cm diameter
- 41 **NARCISSUS**, One variety, bulbs in pot not to exceed 30 cm diameter
- 42 **NARCISSUS**, 4 vases of 4 varieties, grown in the open, 3 stems of each variety representing 2 divisions (see classification on the previous page)
- 43 **NARCISSUS**, 3 vases of 3 varieties, 3 stems of each variety
- 44 **NARCISSUS**, Vase of 3 of any one trumpet (Division 1) variety
- 45 **NARCISSUS**, Trumpet (Division 1), 3 vases distinct, 3 flowers in each
- 46 **NARCISSUS**, Vase of 3, any one large-cupped variety (Division 2)
- 47 **NARCISSUS**, Large-cupped (Division 2), 3 vases distinct, of 3 flowers each
- 48 **NARCISSUS**, Vase of 3, any one small-cupped (Division 3) or Poeticus (Division 9)
- 49 **NARCISSUS**, Small-cupped (Division 3) or Pheasant eye, (Division 9) 2 vases distinct of 3 flowers each
- 50 **NARCISSUS**, Double (Division 4), vase of 3, may be mixed
- 51 **NARCISSUS**, Bunch-flowered with multiple flowers on stem. Vase of 3 of one variety from divisions 5, 7 or 8
- 52 **NARCISSUS**, Vase of 3 flowers excluding divisions 1- 4, may be mixed
- 53 **NARCISSUS**, Vase of 3 stems, may be mixed. Confined to an exhibitor who has never won a first prize in a Narcissus class
- 54 **NARCISSUS**, 1 stem, any trumpet variety (Division 1)
- 55 **NARCISSUS**, 1 stem, any large-cupped variety (Division 2)
- 56 **NARCISSUS**, 1 stem, any small-cupped/Pheasant eye variety (Divisions 3, 9)
- 57 **NARCISSUS**, 1 stem, any double variety
- 58 **NARCISSUS**, 1 stem, any bunch-flowered variety from divisions 5, 7, 8, or 13
- 59 **NARCISSUS**, 1 stem, any flower from divisions 6 to 13



SPRING BULBS

- 60 **BULBOUS PLANT** (other than Tulips, Muscari or Narcissus), 1 pot
- 61 **TULIPS, miniature**, vase of 5, may be mixed
- 62 **TULIPS**, 1 variety, bulbs in pot not to exceed 30 cm
- 63 **TULIPS, single**, vase of 5, may be mixed
- 64 **TULIPS, double**, vase of 5, may be mixed
- 65 **TULIPS, miniature**, bulbs in pot not to exceed 20 cm, may be mixed
- 66 **HYACINTH**, vase of 1 bloom
- 67 **MUSCARI (GRAPE HYACINTHS)**, vase of 5 blooms

VEGETABLES & FRUIT

- 71 **JERUSALEM ARTICHOKEs**, 5 tubers
- 72 **SCALLIONS or SPRING ONIONS**, 1 bunch of 12
- 73 **LEEKs**, 3 stems
- 74 **PARSLEY**, bunch of 5 stalks
- 75 **PARSNIPS**, 3 roots
- 76 **ONIONS**, 3 of any variety
- 77 **RHUBARB**, 3 sticks, forced
- 78 **RHUBARB**, 3 sticks, natural
- 79 **SALAD VEGETABLE**, 1 plate of salad leaves
- 80 **BEETROOT**, 3 roots
- 81 **CARROTS**, 3 roots
- 82 **CABBAGE**, 1 head
- 83 **CAULIFLOWER**, 1 head
- 84 **BROCCOLI**, sprouting, dish of 12 stems
- 85 **ANY OTHER VEGETABLE OR FRUIT**



FLORAL ART

- 90 **Heralding Spring** – An exhibit.
Space allowed: width 76cm, depth 74cm, height optional.
May be brought already assembled.
Staging and background colour black.
Exhibits to be judged in accordance with the
NAFAS Competitions Manual-Third Edition 2015
All exhibits must be the unaided work of the competitor.

COOKERY

- 97 **CHUTNEY**, 1 pot, date made to be stated
98 **BROWN OR WHITE SODA BREAD**
100 **YOUR FAVOURITE CAKE**, named (recipe appreciated but not judged)
102 **SPONGE SANDWICH**, filled, not iced
103 **TEA BRACK**
104 **LEMON LAYER CAKE**, made according to the recipe on page 15
105 **BISCUITS**, 6 undecorated
106 **SCONES**, 6
107 **DECORATED FAIRY CAKES**, 6
108 **MARMALADE**, fresh fruit, 1 pot
109 **JAM**, any kind, 1 pot

No member of the Bakery and Confectionery Trade may exhibit

The Mary O'Donovan Memorial Cup will be awarded to the exhibitor obtaining the highest aggregate of points in classes 97-109 Holder: Ann Coulter



Lemon Layer Cake

Ingredients:

75 g (3oz) butter
6 large eggs
175 g (6 oz) caster sugar
150 g (5oz) self-raising flour
2 level Tablespoons cornflour

Filling

3 egg whites
175 g (6 oz) Butter, softened
175 g (6 oz) Icing sugar
1 teasp lemon juice
grated rind of 1 lemon

Method: Pre-heat the oven to 180°C/Fan oven 160°C/Gas 4.

Grease a 23cm (9 in) deep round cake tin and line the base with baking parchment. Melt the butter in a small pan and leave to cool slightly. Measure the eggs and sugar into a large bowl and whisk over hot water with an electric whisk on high speed until the mixture becomes pale and creamy and thick enough to leave a trail on the surface when the whisk is lifted. Remove the bowl from the pan and continue to whisk until the mixture is cold. Sift the flours together into a bowl. Fold half the flour into the egg mixture with a metal spoon, then carefully pour half the cooled butter around the edge of the mixture and lightly fold in. Fold in the remaining flour and butter in the same manner. Pour into the prepared tin and level the surface. Bake in the pre-heated oven for about 40 minutes or until well risen, firm to the touch and beginning to shrink away from the sides of the tin. Leave to cool in the tin for a few minutes then turn out, peel off the parchment and finish cooling on a wire rack. Cut the cake horizontally into 3 layers. **Be very careful as it is a very light sponge. Slip a card underneath before lifting off each layer.** For the filling put the egg whites and sugar into a bowl and suspend over hot (not boiling) water. Whisk with an electric beater until thick and fluffy. Take the bowl off the heat and continue beating until the mixture is almost cold. In a separate bowl beat the butter to a soft creamy consistency. Gradually add in the whisked mixture and the lemon juice and rind. Spread on the bottom two layers and re-assemble. Finish and decorate to your own liking using any leftover buttercream or decoration of your choice.

JUNIOR SECTION

CHILDREN UNDER 8 YEARS (on day of show)

- 132 **A POSY OF SPRING FLOWERS IN A JAM JAR**
- 133 **A PAINTED STONE**
- 134 **A CREATURE** – you have made from natural and recycled materials
- 135 **A PICTURE OR PAINTING**
- 136 **A GREETING CARD**

CHILDREN 8 YEARS TO UNDER 15 YEARS

- 139 **A PLANT YOU HAVE HELPED TO GROW**
- 140 **A DECORATED CAKE** (judged on decoration only)
- 141 **THE BEST PHOTO I HAVE TAKEN**
- 142 **A CREATURE** - you have made from natural and recycled materials
- 143 **A GREETING CARD**

Age will be taken into consideration in all children's classes.
A cup will be presented to the exhibitor with the highest aggregate number of points in all classes.

LOOKING AHEAD

The Autumn show will have a class for a miniature garden and something you have grown from seed.



CRAFTS

- 110 ANY HAND-CRAFTED ARTICLE MADE OF WOOD
- 111 HAND KNITTED OR CROCHETED GARMENT
- 112 EMBROIDERED ARTICLE
- 113 ANY OTHER HAND-CRAFTED ARTICLE (EXCLUDING WOOD)

ART

- 118 A PAINTING IN OIL OR ACRYLIC
- 119 A PAINTING IN WATERCOLOURS
- 120 A PICTURE IN ANY OTHER MEDIUM

- 122 A PHOTOGRAPH OF A LANDSCAPE, or SEASCAPE, or GARDEN SCENE, mounted but not framed and with a title. Photograph to be no larger than 7" x 5"
- 123 ANY PHOTOGRAPH OF HORTICULTURAL INTEREST, mounted but not framed and with a title. Photograph to be no larger than 7" x 5"
- 124 A CLOSE UP PHOTOGRAPH OF A FLOWER, OR FLOWERS, ANIMAL OR BIRD, mounted but not framed and with a title. Photograph to be no larger than 7" x 5"

Please write your name and class number on the back of the mount.

Please note: In classes 110 – 124, items which have been exhibited at one of the Society's previous shows are excluded

